


2014 Land Rover Discovery SE 4WD 7 Seater




Purchase Price **\$36,990**

Includes GST
Excludes on-road costs of \$595

Indicative repayments

\$156.85 per week*

Based on a 60 month term & 20% deposit.
Total repayments (260) = \$48,299.16



Gain peace of mind with
Mechanical Breakdown Insurance. Ask us how.



Top features

- » Cruise Control
- » memory seat
- » paddle shift
- » Parking Sensors
- » Reversing Camera

Body Style
5 door, SUV / 4x4

Odometer
148,367 km

Engine
3000 cc

Fuel Type
-


Transmission
CVT, 4WD

Wheels
-

VIN
SALLAJAV5EA728300

Interior
-

Safety
-



Reg No.
-

Ext Colour
White

History
-


Seats
-

CO2 Emissions
☆☆☆☆☆☆
300 grams/km

Energy Economy
☆☆☆☆☆☆
Annual fuel cost of \$5,020
12.8L per 100km

Cost per year is an estimate based on petrol price of \$2.80 per litre and an average distance of 14000 km. Emissions and Energy Economy figures standardised to 3P WLTP.

Stock ID: 1470

 Select Autos Tauranga | Phone 07 390 0994 | Email elliott@selectautostauranga.co.nz
28 Whiore Avenue, Tauriko, Tauranga 3171, New Zealand
www.selectautostauranga.co.nz

* Select Autos Tauranga is not a lender nor a financial adviser. Any amounts displayed should not be seen as an offer of finance or taken as financial advice. The interest rate, fees and loan term used in this calculation may not actually represent those available from lenders. Actual interest rates, fees and loan terms will vary per lender and are typically based on an assessment of your credit risk and responsible lending criteria. Any repayment amounts displayed are indicative only and have been calculated using several other indicative inputs. The interest rate used in this calculation is an arbitrary 11.99%, however exact interest rates vary per lender. The term of the loan used in this calculation is 60 month. Exact terms available vary per lender although options typically include 6, 12, 18, 24, 36, 48 and 60 months. This calculation also includes a typical mandatory fee charged by lenders. This is a one-off establishment fee of \$495.00. Typically, this fee can be paid upfront or, as in this calculation, be capitalised over the contract term, ie. included in the loan amount. This fee can vary per lender and other non-mandatory fees and charges may also apply. The total amount of repayments has been calculated by multiplying 260 weekly repayments (based on a 60 month term) by the weekly repayment amount of \$156.85 which equals \$48,299.16. This calculator does not consider any of your own personal circumstances and we strongly suggest you seek budgeting advice prior to committing to any loan contract. Responsible lending criteria and lender terms and conditions will likely apply to any finalised loan contract. Proof of security and/or vehicle insurance may also be required before proceeding.